


LEN


INITIATE Laser Engraving Machine - Working Area 609 x 457mm




Red Point Design



Touch Panel



Motorized Working Table



Rotary Unit



General Engraving



Personalized Items



Photo Engraving



Acrylic Engraving

Specifications

Model No.	LEN-040R	LEN-060R
Laser Source	RF 40W Sealed CO2 laser tube	RF 60W Sealed CO2 laser tube
Laser Tube Cooler	Air	
Net Weight	240Kg	245Kg
Working Area (WxD)	609.6 x 457.2 mm (24" x 18")	
Max. Part Size (WxD)	620 x 470 mm (24.4"x 18.4")	
Overall Dimension (WxDxH)	985 x 920 x 970 mm	
Computer Communication	Parallent port with supplied cable	
Memory Buffer	64MB	
Standard Focus Lens	2.0"	
Max. Speed	Engraving : 90 M/min	
Resolution(DPI)	Max. 1600 DPI	
Motorized Working Table	203.2 mm(8 inches)	
Laser Power Control	Digital power control with automatic proportional pulsing and 8 colors linked power setting per job	
Main AC Power	1Φ, 220VAC, 10Amp, 50/60Hz	
Windows Driver	EZLASER DRIVER (ENGRAVER/CUTTER)	

Facility Requirements

Host PC	Windows XP, Win 7(32bits) capable system
Air Assist	Compressor with Gas Tank to provide dry air, 20Lit/min, 7kg/cm2 with 8mm diameter hose
Exhaust System	One exhaust blower (2HP), max pressure 145mmAq, max air flow 30m3/min, with two 6" diameter hose

Features & Benefits

- 1.High C/P Value** : High capacity and low price suit to initiate laser engraving machine user.
- 2.Motorize Working Table** : Provide up to 203mm space for thick material.
- 3.Rotary Unit** : Convenient for columnar work piece's engraving.
- 4.Aluminum Table With Honeycomb Unit** : Easy & convenient to place and pick engraving work pieces.
- 5.Fast Engarving Speed** : Provide up to 90M/min, 1G accurate engraving speed.

Options

1.	Rotary Unit
2.	Air Assist Unit
3.	Honeycomb

EZLASER